


## Right Rear Door

---


Let's now finish the door hinge saga with the right rear door



You may have been already guessed my steps, so there is not much to describe in detail.



Old upper one



Old lower one



Fasten together the door frame to B pillar



and undo the hinge bolts



Here you see the hinge taken out using a slim knife



Got it out ...



... clean everything up




Same for the lower one ...



... these are the spacers and their adhesive aluminum foil wrapping them around - this is adhesive foil just for sticking hinge to body part while you are about to torque down the bolts.



Apply seam sealer ...



... and torque down the bolts.



Apply seam sealer to the gap between hinge and body panel in both hinges.



End result before painting the sealed area



Mask everything out





Detailed view of the masked area around upper and lower hinge



fresh paint has just been applied in the upper ...



... and lower hinge



end everything's appears nice and neat!




also very nice even at a closer look!




This is rubber protection for the lower part of the door. I have replaced all four weather strips but only here you can see documented the process since the process is standard.



remove the plastic tabs in order to get the rubber strip out



and be sure to clean the bottom using a toothbrush and plenty of soap.



Install the new weather strip by pushing the tabs inside the small holes as seen at the previous photo.



I also found it practical to clean the inside of the door. It may sound weird to you pouring water inside the door but there is no need to worry. The door is designed to expel water from a couple of oval openings at the bottom, as you can see in detail in the photos above. That's why older cars would rust at the door bottoms as there was no drain provision.

Door hinge project is over now ... I'm totally satisfied with the end result with no rattles or knocking sounds! I owed this to everyone claiming that Italian cars rattle from every side.

(c) 2006 Thanassis Gritsopoulos

1991 Alfa 33 1.4 IE

Athens - Greece